

# District of Columbia

## Institute of Museum and Library Services Funding Report: FY 2011 - 2016

The Institute of Museum and Library Services (IMLS) helps ensure that all Americans have access to museum, library, and information services. IMLS is an independent grantmaking agency and the primary source of federal support for the nation's approximately 123,000 libraries and 35,000 museums. The agency supports innovation, lifelong learning, and entrepreneurship, enabling museums and libraries to deliver services that make it possible for communities and individuals to thrive.

### IMLS Investments

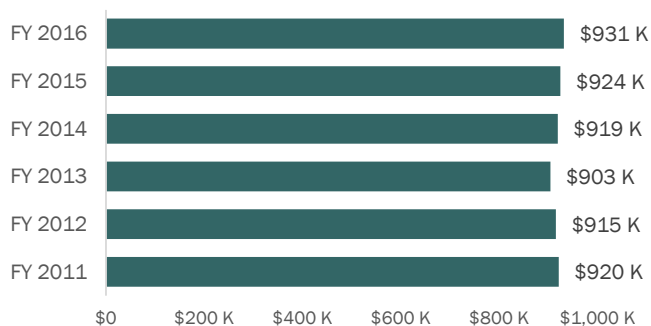
IMLS Investments: FY 2011-2016

	# Projects or Awards	Federal Funding	% of Federal \$	Non-Federal Contribution \$	Total \$
Grants to States, Libraries	73 *	\$5,512,924	27%	\$2,370,000 *	\$7,882,924
Competitive Awards to Museums & Libraries	51	\$15,097,215	73%	\$10,438,781	\$25,535,996
<b>Total</b>	<b>124</b>	<b>\$20,610,139</b>	<b>100%</b>	<b>\$12,808,781</b>	<b>\$33,418,920</b>

\* FY 2016 data for the Grants to States, Libraries count of projects and non-federal contribution are not yet available. Figures shown here only include FY 2011-2015.

### Grants to State Library Administrative Agencies

Grants to States Awards (LSTA):  
FY 2011-2016

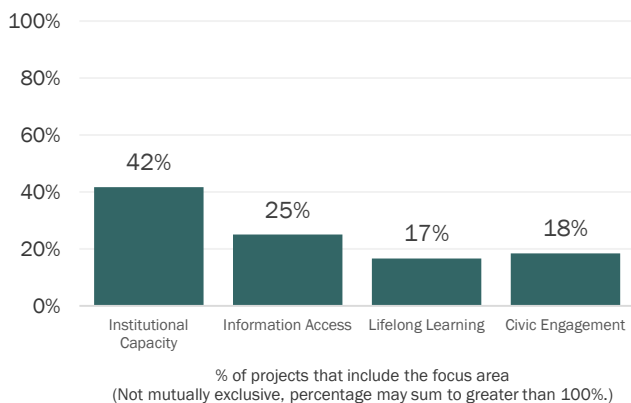


The Library Grants to States Program, supported by the Library Services and Technology Act (LSTA), is IMLS's largest program and provides grants to every state using a population-based formula. State Library Administrative Agencies (SLAAs) provide IMLS with a five-year plan and use subawards and statewide projects to improve library services.

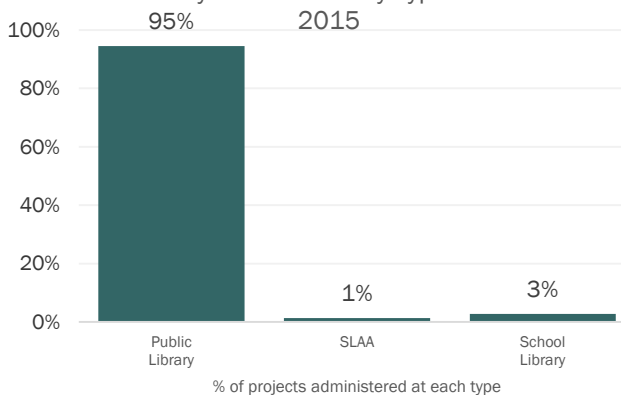
In FY 2014, IMLS's \$919k grant to the SLAA leveraged approximately \$998k in support from the state that year for library services through the SLAA.

Between FY 2014-2015, nearly half (42%) of the District of Columbia's projects focused on improving libraries' institutional capacity. A quarter of projects (25%) aimed to improve patrons' information access. The majority (95%) of these projects were administered by public libraries.

District of Columbia Grants to States Project Award Objectives: FY 2014-2015



District of Columbia Grants to States Project Awards by Grantee Library Type: FY 2011-2015



## Competitive Awards to Museums and Libraries

IMLS administers competitive grant programs that help museums and libraries offer learning experiences, support community and civic engagement, care for collections, and provide digital access to content. More than \$15 million was awarded through 51 grants to libraries and museums in District of Columbia in FY 2011-2016.

Competitive Awards: FY 2011-2016

Sector	# of Awards	Federal \$	% of Federal \$	Non-Federal Contribution \$	Total \$
Libraries	28	\$8,415,171	56%	\$5,376,404	\$13,791,575
Museums	23	\$6,682,044	44%	\$5,062,377	\$11,744,421
<b>Total</b>	<b>51</b>	<b>\$15,097,215</b>	<b>100%</b>	<b>\$10,438,781</b>	<b>\$25,535,996</b>

## All Organizations Receiving Competitive Awards

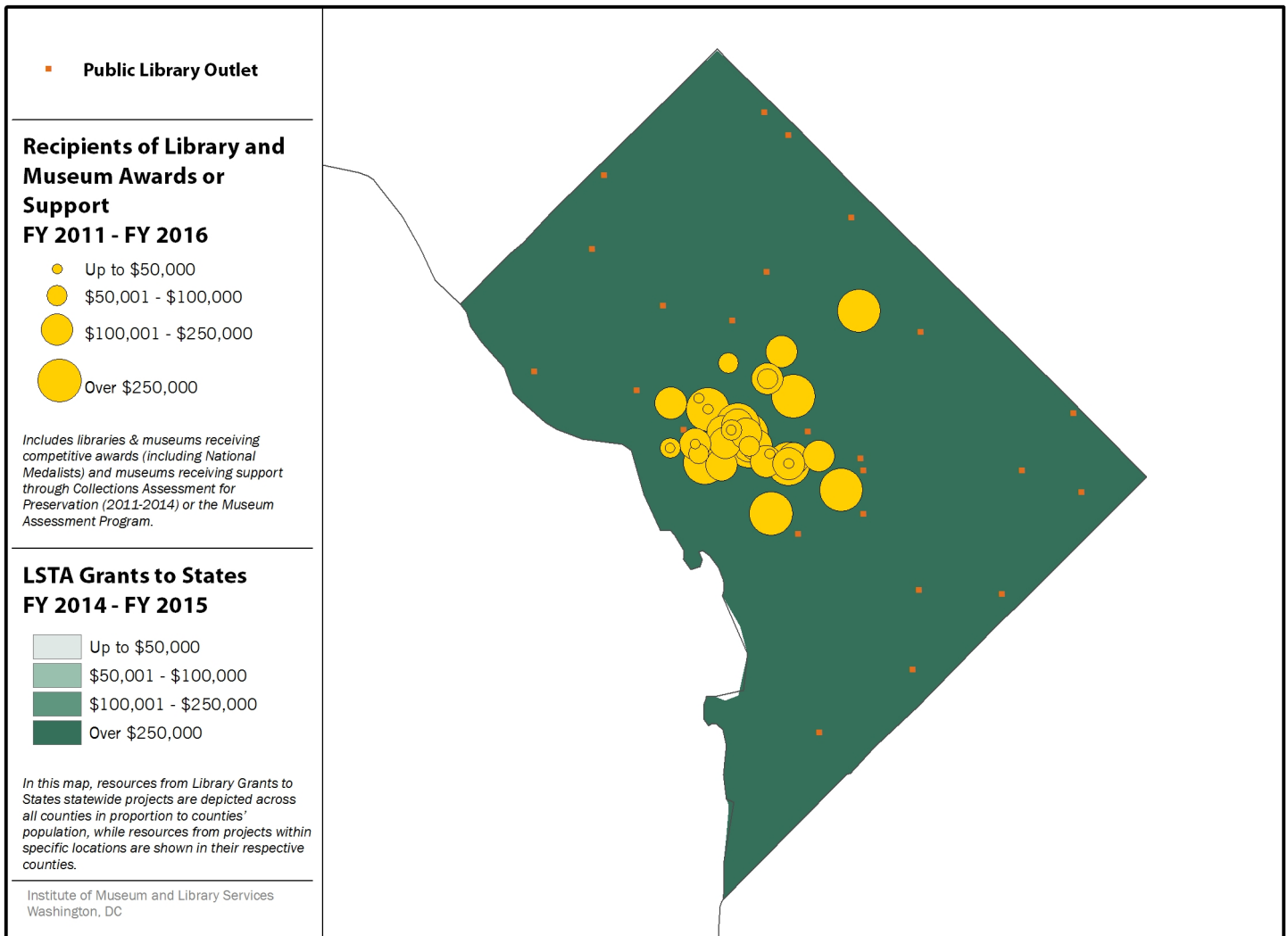
- |  |   |
|--|---|
| <ul style="list-style-type: none"> <li>• African American Civil War Memorial Freedom Foundation—Washington, DC</li> <li>• Association of African American Museums—Washington, DC</li> <li>• Association of Research Libraries—Washington, DC</li> <li>• Association of Science-Technology Centers—Washington, DC</li> <li>• Catholic University of America—Washington, DC</li> <li>• Council of Chief State School Officers—Washington, DC</li> <li>• Council on Library and Information Resources—Washington, DC</li> <li>• Dance Heritage Coalition, Inc.—Washington, DC</li> <li>• District of Columbia Public Library—Washington, DC</li> <li>• Folger Shakespeare Library—Washington, DC</li> <li>• Ford's Theatre—Washington, DC</li> <li>• Foundation of the American Institute for Conservation of Historic &amp; Artistic Works, Inc.—Washington, DC</li> </ul> | <ul style="list-style-type: none"> <li>• George Washington University—Washington, DC</li> <li>• Heritage Preservation—Washington, DC</li> <li>• Howard University—Washington, DC</li> <li>• National Academy of Sciences—Washington, DC</li> <li>• National Building Museum—Washington, DC</li> <li>• National Museum of Women in the Arts—Washington, DC</li> <li>• National Society of The Colonial Dames of America—Washington, DC</li> <li>• National Trust for Historic Preservation in the United States—Washington, DC</li> <li>• Phillips Collection—Washington, DC</li> <li>• Textile Museum—Washington, DC</li> <li>• Trustees of the Corcoran Gallery of Art—Washington, DC</li> <li>• Urban Libraries Council—Washington, DC</li> </ul> |
|--|---|

## Museum Assessment Programs

IMLS funds two museum assessment programs benefiting thousands of primarily small and medium-sized museums. First offered in 1981, the Museum Assessment Program (MAP) helps museums strengthen operations, plan for the future, and meet professional standards. The Collections Assessment for Preservation (CAP) program, initially launched in 1990, provides museums with an analysis of the condition of their collections and building systems to improve the long term care of these community resources. The District of Columbia museums participating in MAP or CAP since FY 2011 are:

- |   |  |
|---|--|
| <ul style="list-style-type: none"> <li>• African American Civil War Museum—Washington, DC</li> <li>• Art Museum of the Americas - Organization of American States—Washington, DC</li> <li>• Heurich House Museum—Washington, DC</li> <li>• Historical Society of Washington, D.C.—Washington, DC</li> <li>• Luther W. Brady Art Gallery—Washington, DC</li> </ul> | <ul style="list-style-type: none"> <li>• National Building Museum—Washington, DC</li> <li>• National Museum of Women in the Arts—Washington, DC</li> <li>• Scottish Rite Freemasonry Museum—Washington, DC</li> <li>• The National Guard Memorial Museum, Library and Archives—Washington, DC</li> </ul> |
|---|--|

## Geographic Distribution of IMLS Funds in District of Columbia



Geographic Distribution of IMLS Funds in *District of Columbia* (see below heading "Data Tables" for underlying data)

### Data Sources and Notes

- IMLS Investments:** Non-Federal Contribution figures for Grants to States based on yearly figures rounded to the nearest \$10,000. Federal funding data for "Grants to States, Libraries," are from the IMLS Applications and Awards Management System (AAMS). Data about number of projects for "Grants to States, Libraries" are from the State Program Report (SPR) system. "Non-Federal Contributions" for "Grants to States, Libraries" are as reported in state/territory Financial Status Reports (FSR) via hardcopy for FY 2011-2013 and in the SPR system for FY 2014-2015. Data about "Competitive Awards to Museums & Libraries" are from IMLS AAMS.
- Grants to State Library Administrative Agencies (SLAA):** "Grants to States Awards (LSTA)" data are from IMLS AAMS. For more information about the IMLS Grants to States Program visit: <https://www.imls.gov/grants/grants-states>. The statutory "maintenance of effort" requirement helps ensure that federal support results in an increased level of library services within the state and that federal dollars do not replace state support over time. Data described in "Grants to States Project Objectives" and "Grants to States Project Awards by Grantee Library Type" charts were reported by states/territories in the SPR system. The majority of states reported this data through the online SPR system beginning in FY 2014; 17 states reported FY 2013 data through this system during its piloting phase. District of Columbia did not participate in this pilot. Focal areas are associated with project goals. Definitions of SPR Focal Areas are:
  - Institutional Capacity: Add, improve or update a library function or operation in order to further its effectiveness.
  - Information Access: Improve users' access to information.
  - Lifelong Learning: Improve users' knowledge or abilities beyond basic access to information.
  - Human Services: Improve users' ability to apply information that furthers their personal, family or household circumstances.
  - Employment and Economic Development: Improve users' ability to apply information that furthers the status of their jobs and/or businesses.
  - Civic Engagement: Improve users' ability to engage in their communities.
- Competitive Awards to Museums and Libraries:** Data are from IMLS AAMS, for more information visit: <https://www.imls.gov/grants>. For more information on National Medal for Museum and Library Service, see <https://www.imls.gov/issues/national-initiatives/national-medal-museum-and-library-service>.
- All Organizations Receiving Competitive Awards:** Data are from IMLS AAMS, for more information about competitive awards visit: <https://www.imls.gov/grants>.
- Other Museum-Related Programs:** Data are from reports to IMLS from the operators of the CAP and MAP programs. For more information on the MAP program visit: <https://www.imls.gov/grants/available/museum-assessment-program-map>. For more information on the CAP program visit: <https://www.imls.gov/grants/available/collections-assessment-preservation-program-cap>.
- Map data:** "Public Library Outlet" locations are from the FY 2014 Public Libraries Survey (PLS). "Libraries & Museums Receiving Awards or Support, FY 2011 - FY 2016" are from IMLS AAMS. Data on "LSTA Grants to States" are from SPR.

## Data Tables

### Grants to States Awards (LSTA): FY 2011-2016

FY 2011	FY 2012	FY 2013	FY 2014	FY 2015	FY 2016
\$920,394	\$915,107	\$903,472	\$918,531	\$924,058	\$931,362

### Grants to States Project Award Objectives: FY 2014-2015

*Percentage of projects that include the selected focus area (categories are not mutually exclusive and may sum to greater than 100%)*

Human Services	Economic Development	Civic Engagement	Institutional Capacity	Information Access	Lifelong Learning
0%	0%	18%	42%	25%	17%

### Grants to States Project Awards by Grantee Library Type: FY 2011-2015

*Percentage of projects that are administered at the selected library type*

Public Library	SLAA	Special Library	Academic Library	School Library	Other Library
95%	1%	0%	0%	3%	0%

### Geographic Distribution of IMLS Funds in District of Columbia

*Number of public library outlets*

Public Library Outlets Count	26
------------------------------	----

### *Number of counties receiving LSTA Grants to States resources*

Up to \$50,000	0
\$50,001 - \$100,000	0
\$100,001 - \$250,000	0
Over \$250,000	1

### *Number of recipients of library and museum awards or support*

Up to \$50,000	7
\$50,001 - \$100,000	7
\$100,001 - \$250,000	22
Over \$250,000	15