

California

Institute of Museum and Library Services Funding Report: FY 2011 - 2016

The Institute of Museum and Library Services (IMLS) helps ensure that all Americans have access to museum, library, and information services. IMLS is an independent grantmaking agency and the primary source of federal support for the nation's approximately 123,000 libraries and 35,000 museums. The agency supports innovation, lifelong learning, and entrepreneurship, enabling museums and libraries to deliver services that make it possible for communities and individuals to thrive.

IMLS Investments

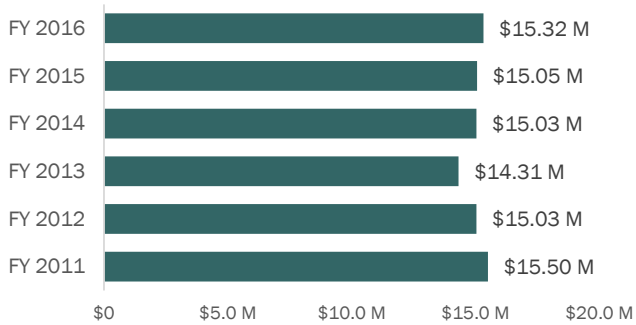
IMLS Investments: FY 2011-2016

	# Projects or Awards	Federal Funding	% of Federal \$	Non-Federal Contribution \$	Total \$
Grants to States, Libraries	693 *	\$90,236,745	72%	\$68,380,000 *	\$158,616,745
Competitive Awards to Museums & Libraries	442	\$35,784,260	28%	\$36,618,826	\$72,403,086
Total	1,135	\$126,021,005	100%	\$104,998,826	\$231,019,831

* FY 2016 data for the Grants to States, Libraries count of projects and non-federal contribution are not yet available. Figures shown here only include FY 2011-2015.

Grants to State Library Administrative Agencies

Grants to States Awards (LSTA):
FY 2011-2016

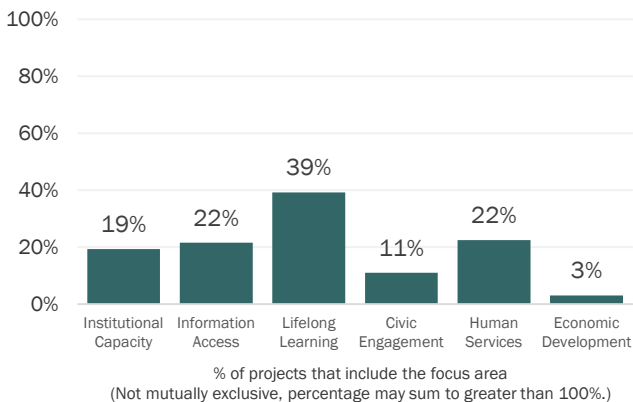


The Library Grants to States Program, supported by the Library Services and Technology Act (LSTA), is IMLS's largest program and provides grants to every state using a population-based formula. State Library Administrative Agencies (SLAAs) provide IMLS with a five-year plan and use subawards and statewide projects to improve library services.

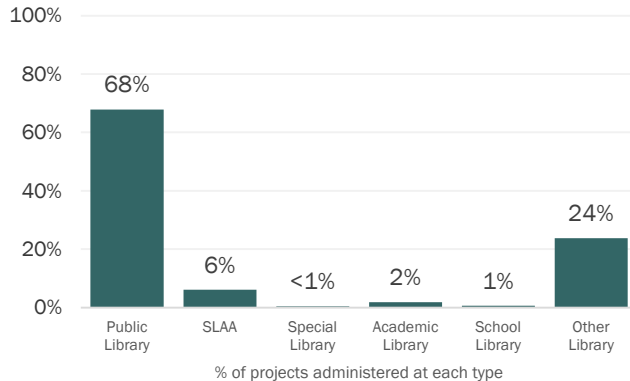
In FY 2014, IMLS's \$15.03 million grant to the SLAA leveraged approximately \$8.48 million in support from the state that year for library services through the SLAA.

Between FY 2014-2015, nearly 40 percent of California's projects focused on improving patrons' lifelong learning, including formal education, general knowledge, and skills. Almost a quarter of projects focused on human services (22%) or information access (22%). Over two-thirds (68%) of these projects were administered at public libraries.

California Grants to States Project Award Objectives: FY 2014-2015



California Grants to States Project Awards by Grantee Library Type: FY 2011-2015



Competitive Awards to Museums and Libraries

IMLS administers competitive grant programs that help museums and libraries offer learning experiences, support community and civic engagement, care for collections, and provide digital access to content. More than \$35.7 million was awarded through 442 grants to libraries and museums in California in FY 2011-2016, including seven National Medals for Museum and Library Service.

Competitive Awards: FY 2011-2016

Sector	# of Awards	Federal \$	% of Federal \$	Non-Federal Contribution \$	Total \$
Libraries	265	\$16,025,387	45%	\$10,449,197	\$26,474,584
Museums	177	\$19,758,873	55%	\$26,169,629	\$45,928,502
Total	442	\$35,784,260	100%	\$36,618,826	\$72,403,086

All Organizations Receiving Competitive Awards

- African American Firefighter Museum—Los Angeles, CA
- Alturas Indian Rancheria—Alturas, CA
- Armory Center for the Arts—Pasadena, CA
- Art Center College of Design—Pasadena, CA
- Artlab 21 Foundation ESMOA—El Segundo, CA
- Asian Art Museum—San Francisco, CA
- Balboa Park Learning Institute—San Diego, CA
- Balboa Park Online Collaborative—San Diego, CA
- Barona Band of Mission Indians—Lakeside, CA
- Bay Area Discovery Museum—Sausalito, CA
- Bear River Bd of Rohnerville Rch—Loleta, CA
- Beneficent Technology Inc.—Palo Alto, CA
- Big Pine Paiute Tribe—Big Pine, CA
- Big Sandy Rancheria of Mono Indians of California—Auberry, CA
- Big Valley Band of Pomo Indians—Lakeport, CA
- Bishop Indian Tribal Council—Bishop, CA
- Blue Lake Rancheria—Blue Lake, CA
- Bridgeport Paiute Indian Colony—Bridgeport, CA
- Buena Vista Rancheria of Me-Wuk Indians of California—Lone, CA
- Cabazon Band of Mission Indians—Indio, CA
- Cachil DeHe Band of Wintun Indians of the Colusa Indian Community of the Colusa Rancheria—Colusa, CA
- Cahto Tribe Laytonville Rancheria—Laytonville, CA
- Cal Poly Corporation—San Luis Obispo, CA
- Califa—San Mateo, CA
- California Academy of Sciences—San Francisco, CA
- California African American Museum—Los Angeles, CA
- California Association of Museums—Santa Cruz, CA
- California Indian Museum and Cultural Center—Santa Rosa, CA
- California State University, East Bay Foundation—Hayward, CA
- California State University, Long Beach Foundation—Long Beach, CA
- Campo Band of Mission Indians—Campo, CA
- Cedarville Rancheria—Alturas, CA
- Chabot Space & Science Center—Oakland, CA
- Chancellor's Office—Santa Cruz, CA
- Chemehuevi Indian Tribe—Havasus Lake, CA
- Cher-Ae Heights Indian Community—Trinidad, CA
- Children's Museum of Stockton—Stockton, CA
- Chinese American Museum—Los Angeles, CA
- City of Azusa—Azusa, CA
- City of Palo Alto—Palo Alto, CA
- City of Richmond—Richmond, CA
- City of Santa Barbara—Santa Barbara, CA
- Claremont University Consortium—Claremont, CA
- Computer History Museum—Mountain View, CA
- Contemporary Jewish Museum—San Francisco, CA
- Contra Costa County Library—Pleasant Hill, CA
- Coyote Valley Tribal Council—Redwood Valley, CA
- Creative Commons—San Jose, CA
- Crocker Art Museum—Sacramento, CA
- Cuyapaipe Reservation—Alpine, CA
- Discovery Science Center of Orange County—Santa Ana, CA
- Dry Creek Rancheria—Santa Rosa, CA
- Elk Valley Rancheria—Crescent City, CA
- Enterprise Rancheria of Maidu Indians—Oroville, CA
- Exploratorium—San Francisco, CA
- Federated Indians of Graton Indians—Rohnert Park, CA
- Fine Arts Museums of San Francisco—San Francisco, CA
- Fort Independence Community of Paiute Indians—Independence, CA
- Fort Mojave Indian Tribe—Needles, CA
- Friends of Peralta Hacienda Historical Park—Oakland, CA
- Gold Nugget Museum and History Center—Paradise, CA
- Guidiville Indian Rancheria—Talmage, CA
- Habitot Children's Museum—Berkeley, CA
- Henry E. Huntington Library and Art Gallery—San Marino, CA
- Holy Names University—Oakland, CA
- Hoopa Valley Tribe—Hoopa, CA
- Hopland Band of Pomo Indians—Hopland, CA
- Inaja Band of Diegueno Mission Indians of the Inaja and Cosmit Reservation—Escondido, CA
- Institute for the Study of Knowledge Management in Education—Half Moon Bay, CA
- Internet Archive—San Francisco, CA
- Lone Band of Miwok Indians of California—Plymouth, CA
- Japanese Friendship Garden Society of San Diego—San Diego, CA
- Karuk Tribe of California—Happy Camp, CA
- Kashia Band of Pomo Indians of the Stewarts Point Rancheria—Santa Rosa, CA
- KidZone Museum—Truckee, CA
- La Habra Children's Museum—La Habra, CA
- La Jolla Band of Luiseno Mission Indians—Pauma Valley, CA
- Leland Stanford Junior University—Palo Alto, CA
- Library Foundation of Los Angeles—Los Angeles, CA
- Long Beach Aquarium of the Pacific—Long Beach, CA
- Los Angeles Contemporary Exhibitions—Los Angeles, CA
- Los Angeles County Museum of Art—Los Angeles, CA
- Los Angeles Public Library—Los Angeles, CA
- Los Coyotes Band of Indians—Warner Springs, CA
- Loyla Marymount University—Los Angeles, CA
- Manzanita Band of Mission Indians—Boulevard, CA
- Mechoopda Indian Tribe of Chico Rancheria—Chico, CA
- Mesa Grande Band of Digueno Mission Indians—Santa Ysabel, CA
- Middletown Rancheria of Pomo Indians—Middletown, CA
- Mills College—Oakland, CA

- Mission Inn—Riverside, CA
- Monterey Bay Aquarium—Monterey, CA
- Mooretown Rancheria—Oroville, CA
- Morongo Band of Cahuilla Mission Indians—Banning, CA
- Movimiento De Arte y Cultura Latino Americana—San Jose, CA
- Mozilla Foundation—Mountain View, CA
- Muckenthaler Cultural Center—Fullerton, CA
- Museum of Children's Art—Oakland, CA
- Museum of Man—San Diego, CA
- Museum of Photographic Arts—San Diego, CA
- Museum of the African Diaspora (MoAD)—San Francisco, CA
- National Japanese American Historical Society—San Francisco, CA
- National Steinbeck Center—Salinas, CA
- National Writing Project—Berkeley, CA
- New Children's Museum—San Diego, CA
- North Fork Rancheria of Mono Indians—North Fork, CA
- Oakland Museum of California Foundation—Oakland, CA
- Oakland Public Library—Oakland, CA
- OPUS Archives and Research Center—Santa Barbara, CA
- Pacific Library Partnership—San Mateo, CA
- Pala Band of Mission Indians—Pala, CA
- Palm Springs Desert Museum—Palm Springs, CA
- Pauma Band of Mission Indians—Pauma Valley, CA
- Pechanga Band of Luiseno Mission Indians of the Pechanga Reservation—Temecula, CA
- Peninsula Library System—San Mateo, CA
- Pinayune Rancheria of the Chukchansi Indians—Coarsegold, CA
- Pinoleville Band of Pomo Indians—Ukiah, CA
- President and Board of Trustees of Santa Clara College—Santa Clara, CA
- Ramona Band of Cahuilla Mission Indians—Anza, CA
- Rancho Cucamonga Public Library—Rancho Cucamonga, CA
- Redwood Valley Reservation—Redwood Valley, CA
- Regents of the University of California, Berkeley—Berkeley, CA
- Regents of the University of California, Los Angeles—Los Angeles, CA
- Regents of the University of California—Irvine, CA
- Regents of the University of California—Oakland, CA
- Robert Louis Stevenson Silverado Museum—St. Helena, CA
- Robinson Rancheria Citizens Council—Nice, CA
- San Diego Air & Space Museum—San Diego, CA
- San Diego Historical Society—San Diego, CA
- San Diego Model Railroad Museum—San Diego, CA
- San Diego Museum of Art—San Diego, CA
- San Diego Natural History Museum—San Diego, CA
- San Diego Zoo—San Diego, CA
- San Francisco Art Institute—San Francisco, CA
- San Francisco Museum of Modern Art—San Francisco, CA
- San Francisco Performing Arts Library and Museum—San Francisco, CA
- San Francisco Public Library—San Francisco, CA
- San Jose Children's Discovery Museum—San Jose, CA
- San Jose Museum of Art—San Jose, CA
- San Jose Public Library—San Jose, CA
- San Jose State University Foundation—San Jose, CA
- San Mateo County Community College District—Redwood City, CA
- San Mateo County Historical Association—Redwood City, CA
- San Pasqual Band of Mission Indians—Valley Center, CA
- Santa Ana Public Library—Santa Ana, CA
- Santa Cruz County Historical Museum—Santa Cruz, CA
- Santa Rosa Band of Cahuilla Mission Indians of the Santa Rosa Reservation—Anza, CA
- Santa Ysabel Band of Diegueno Mission Indians of the Santa Ysabel Reservation—Santa Ysabel, CA
- Scotts Valley Band of Pomo Indians—Lakeport, CA
- Scripps College—Claremont, CA
- Sherwood Valley Rancheria—Willits, CA
- Shingle Springs Rancheria—Shingle Springs, CA
- Smith River Rancheria—Smith River, CA
- Soboba Band of Mission Indians—San Jacinto, CA
- Strybing Arboretum and Botanical Gardens—San Francisco, CA
- Susanville Indian Rancheria—Susanville, CA
- Sycuan Band of the Kumeyaay Nation—El Cajon, CA
- Table Bluff Reservation - Wiyot Tribe—Loleta, CA
- Table Mountain Rancheria—Friant, CA
- Tech Museum of Innovation—San Jose, CA
- Tejon Indian Tribe—Bakersfield, CA
- The Alexandria Archive Institute—San Francisco, CA
- The Regents of the University of California—Davis, CA
- Torres-Martinez Desert Cahuilla Tribe—Thermal, CA
- Tule River Tribal Council—Porterville, CA
- Tuolumne Band of Me-Wuk Indians—Tuolumne, CA
- Tyme Maidu Tribe of Berry Creek Rancheria—Oroville, CA
- University Art Gallery, U of CA, Riverside—Riverside, CA
- University of California - Riverside—Riverside, CA
- University of California, Los Angeles—Los Angeles, CA
- University of California, Santa Barbara—Santa Barbara, CA
- University of Southern California—Los Angeles, CA
- Upper Lake Band of Pomo Indians of Upper Lake Rancheria of California—Upper Lake, CA
- We Are What We Do, Inc.—SAN FRANCISCO, CA
- Wende Museum of the Cold War—Culver City, CA
- Wilton Rancheria—Elk Grove, CA
- World Beat Balboa Park—San Diego, CA
- Yerba Buena Center for the Arts—San Francisco, CA
- Yurok Tribe—Klamath, CA
- Zeum Art & Technology Center—San Francisco, CA

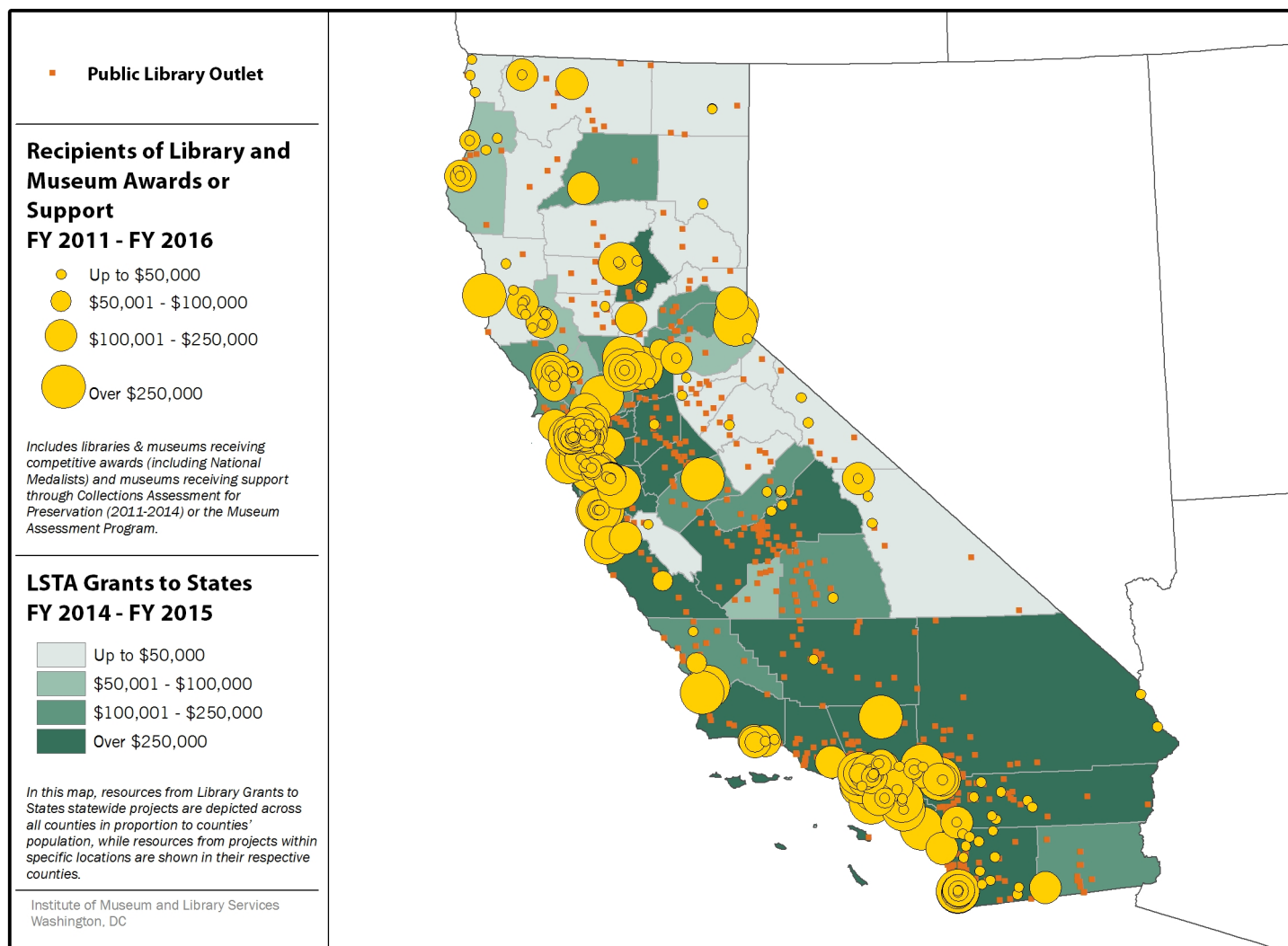
Museum Assessment Programs

IMLS funds two museum assessment programs benefiting thousands of primarily small and medium-sized museums. First offered in 1981, the Museum Assessment Program (MAP) helps museums strengthen operations, plan for the future, and meet professional standards. The Collections Assessment for Preservation (CAP) program, initially launched in 1990, provides museums with an analysis of the condition of their collections and building systems to improve the long term care of these community resources. The California museums participating in MAP or CAP since FY 2011 are:

- African American Firefighter Museum—Los Angeles, CA
- African American Museum of Beginnings—Pomona, CA
- American Museum of Ceramic Art—Pomona, CA
- Aquarium of the Pacific—Long Beach, CA
- Automobile Driving Museum—El Segundo, CA
- Bolinas Museum—Bolinas, CA
- Bonsai Garden at Lake Merritt—Oakland, CA
- California Agriculture Museum—Woodland, CA
- California Indian Museum and Cultural Center—Santa Rosa, CA

- California Museum of Photography University of California, Riverside—Riverside, CA
- California Surf Museum—Oceanside, CA
- Campbell Historical Museum & Ainsley House—Campbell, CA
- Castle Air Museum Foundation, Inc.—Atwater, CA
- Chabot Space & Science Center—Oakland, CA
- Children's Creativity Museum—San Francisco, CA
- Chinese American Museum—Los Angeles, CA
- Chinese Historical Society of America—San Francisco, CA
- Chumash Indian Museum—Thousand Oaks, CA
- Columbia Memorial Space Center—Downey, CA
- Community Memorial Museum of Sutter County—Yuba City, CA
- Contra Costa County Historical Society—Martinez, CA
- Corita Art Center—Los Angeles, CA
- DANA Cultural Center—Nipomo, CA
- Descanso Gardens—La Canada Flintridge, CA
- Dominguez Rancho Adobe Museum—Rancho Dominguez, CA
- Dublin Heritage Park and Museums—Dublin, CA
- El Paso de Robles Area Pioneer Museum—Paso Robles, CA
- FIDM Museum & Galleries—Los Angeles, CA
- Fred C Heidrick Museum (dba Heidrick Ag History Center)—Woodland, CA
- Friends of Peralta Hacienda Historical Park—Oakland, CA
- Fullerton College Art Gallery—Fullerton, CA
- Gateway Science Museum—Chico, CA
- Guadalupe-Nipomo Dunes Center—Guadalupe, CA
- Imperial Valley Desert Museum—Ocotillo, CA
- Japanese Friendship Garden—San Diego, CA
- Japanese Friendship Garden—San Diego, CA
- Lake County Museums—Lakeport, CA
- Lake Tahoe Museum—South Lake Tahoe, CA
- Lancaster Museum of Art and History—Lancaster, CA
- Los Angeles Maritime Museum—San Pedro, CA
- Mare Island Historic Park Foundation—Vallejo, CA
- Mayme A. Clayton Library and Museum—Culver City, CA
- Mendocino Art Center—Mendocino, CA
- Mills College Art Museum—Oakland, CA
- Mingei International Museum—San Diego, CA
- Mono Basin Historical Society—Lee Vining, CA
- Monterey County Agricultural and Rural Life Museum—King City, CA
- Museum of Latin American Art—Long Beach, CA
- Museum of the African Diaspora—San Francisco, CA
- Olinda Oil Museum and Trail—Brea, CA
- Palo Alto Art Center Foundation—Palo Alto, CA
- Palo Alto Junior Museum and Zoo—Palo Alto, CA
- Riverside Art Museum—Riverside, CA
- Robert Louis Stevenson Museum—St. Helena, CA
- Sacramento History Museum—Sacramento, CA
- Sam and Alfreda Maloof Foundation for Arts and Crafts—Alta Loma, CA
- San Benito County Historical Society—Hollister, CA
- San Bernardino County Museum—Redlands, CA
- San Diego Chinese Historical Museum—San Diego, CA
- San Francisco Architectural Heritage—San Francisco, CA
- San Jose Museum of Art—San Jose, CA
- Santa Barbara Botanic Garden—Santa Barbara, CA
- Santa Barbara Historical Museum—Santa Barbara, CA
- Santa Barbara Maritime Museum—Santa Barbara, CA
- Santa Cruz Museum of Natural History—Santa Cruz, CA
- Santa Monica History Museum—Santa Monica, CA
- Shasta Historical Society—Redding, CA
- Sierra College Natural History Museum—Rocklin, CA
- Sierra Mono Museum—North Fork, CA
- Siskiyou County Museum—Yreka, CA
- South Coast Railroad Museum—Goleta, CA
- St. Helena Historical Society—St. Helena, CA
- Stanford Archaeology Center- Stanford University—Stanford, CA
- Surfing Heritage Foundation—San Clemente, CA
- Tahoe Maritime Museum—Homewood, CA
- Tahoe Maritime Museum, Inc.—Tahoe City, CA
- The Grammy Museum—Los Angeles, CA
- The Mexican Museum—San Francisco, CA
- The Pacific Grove Museum of Natural History—Pacific Grove, CA
- Turtle Bay Exploration Park—Redding, CA
- USS Hornet Sea, Air & Space Museum—Alameda, CA
- Valene L. Smith Museum of Anthropology—Chico, CA
- Walt Disney Family Museum—San Francisco, CA
- Western Railway Museum—Suisun City, CA

Geographic Distribution of IMLS Funds in California



Geographic Distribution of IMLS Funds in *California* (see below heading "Data Tables" for underlying data)

Data Sources and Notes

- IMLS Investments:** Non-Federal Contribution figures for Grants to States based on yearly figures rounded to the nearest \$10,000. Federal funding data for "Grants to States, Libraries," are from the IMLS Applications and Awards Management System (AAMS). Data about number of projects for "Grants to States, Libraries" are from the State Program Report (SPR) system. "Non-Federal Contributions" for "Grants to States, Libraries" are as reported in state/territory Financial Status Reports (FSR) via hardcopy for FY 2011-2013 and in the SPR system for FY 2014-2015. Data about "Competitive Awards to Museums & Libraries" are from IMLS AAMS.
- Grants to State Library Administrative Agencies (SLAA):** "Grants to States Awards (LSTA)" data are from IMLS AAMS. For more information about the IMLS Grants to States Program visit: <https://www.imls.gov/grants/grants-states>. The statutory "maintenance of effort" requirement helps ensure that federal support results in an increased level of library services within the state and that federal dollars do not replace state support over time. Data described in "Grants to States Project Objectives" and "Grants to States Project Awards by Grantee Library Type" charts were reported by states/territories in the SPR system. The majority of states reported this data through the online SPR system beginning in FY 2014; 17 states reported FY 2013 data through this system during its piloting phase. California did not participate in this pilot. Focal areas are associated with project goals. Definitions of SPR Focal Areas are:
 - Institutional Capacity: Add, improve or update a library function or operation in order to further its effectiveness.
 - Information Access: Improve users' access to information.
 - Lifelong Learning: Improve users' knowledge or abilities beyond basic access to information.
 - Human Services: Improve users' ability to apply information that furthers their personal, family or household circumstances.
 - Employment and Economic Development: Improve users' ability to apply information that furthers the status of their jobs and/or businesses.
 - Civic Engagement: Improve users' ability to engage in their communities.
- Competitive Awards to Museums and Libraries:** Data are from IMLS AAMS, for more information visit: <https://www.imls.gov/grants>. For more information on National Medal for Museum and Library Service, see <https://www.imls.gov/issues/national-initiatives/national-medal-museum-and-library-service>.
- All Organizations Receiving Competitive Awards:** Data are from IMLS AAMS, for more information about competitive awards visit: <https://www.imls.gov/grants>.
- Other Museum-Related Programs:** Data are from reports to IMLS from the operators of the CAP and MAP programs. For more information on the MAP program visit: <https://www.imls.gov/grants/available/museum-assessment-program-map>. For more information on the CAP program visit: <https://www.imls.gov/grants/available/collections-assessment-preservation-program-cap>.
- Map data:** "Public Library Outlet" locations are from the FY 2014 Public Libraries Survey (PLS). "Libraries & Museums Receiving Awards or Support, FY 2011 - FY 2016" are from IMLS AAMS. Data on "LSTA Grants to States" are from SPR.

Data Tables

Grants to States Awards (LSTA): FY 2011-2016

FY 2011	FY 2012	FY 2013	FY 2014	FY 2015	FY 2016
\$15.50 million	\$15.03 million	\$14.31 million	\$15.03 million	\$15.05 million	\$15.32 million

Grants to States Project Award Objectives: FY 2014-2015

Percentage of projects that include the selected focus area (categories are not mutually exclusive and may sum to greater than 100%)

Human Services	Economic Development	Civic Engagement	Institutional Capacity	Information Access	Lifelong Learning
22%	3%	11%	19%	22%	39%

Grants to States Project Awards by Grantee Library Type: FY 2011-2015

Percentage of projects that are administered at the selected library type

Public Library	SLAA	Special Library	Academic Library	School Library	Other Library
68%	6%	0%	2%	1%	24%

Geographic Distribution of IMLS Funds in California

Number of public library outlets

Public Library Outlets Count	1174
------------------------------	------

Number of counties receiving LSTA Grants to States resources

Up to \$50,000	21
\$50,001 - \$100,000	5
\$100,001 - \$250,000	13
Over \$250,000	19

Number of recipients of library and museum awards or support

Up to \$50,000	273
\$50,001 - \$100,000	32
\$100,001 - \$250,000	112
Over \$250,000	25